



BAKEL SKINCARE PRODUCTS UNIVERSITY EFFICIENCY TEST

Skin is the interface with the external world and has a fundamental defensive role, but also social, in that it represents our visiting card in our relationships with others. Healthy and beautiful skin contributes to our feeling of general well-being and puts one at ease. From this point of view the ageing process intrudes in a practically inevitable way as a destabilising element of one's own image in the course of life.

Classically, two types of ageing are identified: natural biological ageing and secondary ageing. Biological ageing, also called chronological ageing, is inexorable and linked with personal factors, intimately connected with genetic components, one's sex and age. Secondary ageing is determined by environmental factors such as life-style and exposure to pollutants and atmospheric agents, in particular the sun; in fact one usually speaks of photo-ageing.

With the passing of the years, the main functions of the skin deteriorate: protection, absorption, accumulation, excretion, secretion, pigmentation, sensory perception, temperature regulation and immune functions.

Skin ageing represents a partial indication of a general ageing process that involves all the organs and tissues, translating itself in the various parts of the body as a reduction in cellular renewal and an alteration in the processes of repair. Such a phenomenon already starts in the second decade of life, but its effects begin to show from thirty years of age in different ways depending on the nature of the skin, general conditions of health and the cosmetic skin treatments that have been carried out.

From an anatomical standpoint, skin is composed of three layers: the epidermis, the dermis and the subcutaneous tissue layer. Skin renewal occurs every 21-28 days, the time that is necessary for the keratinocytes to mature and pass from the basal level to the horny layer of the epidermis. The dermis has a support and nutritional role; it contains the fibroblasts, cells responsible for the production of collagen and elastin that contribute to making the skin strong and elastic, respectively. Also in the dermis are the blood and lymph vessels, as well as the hair follicle sebaceous glands. The subcutaneous tissue or hypodermis is a tissue that is found underneath the dermis and is of a prevalently adipose nature, functioning as insulation and repository of heat in cases of poor dietary supply. With increasing age, one sees a concomitant increase in the fibrous component of the dermis in comparison with the elastic component together with a reduction in the adipose tissue and cellular repair that imparts to the skin a withered, flaccid and lifeless look.

The anti-age line of Bakel fluids was purposely created to resist the inexorable effect of time on the skin, in order to protect the skin, hydrating and nourishing it with



appropriate substances. We have tested the six Bakel products - Lactobionic, Jaluronic, Collagen, Q10-B5, Vit. E-A, and Malic - on 30 women for 2 months.

The patients were in an age range from 30 to 60 years; after an initial visit the users were checked after 1 month (T30) and after 2 months (T60). The efficacy of the anti-age fluids was evaluated on the basis of the following parameters: case history, objective examination, corneometry, sebometry and videodermoscopy of the areas with a wrinkled appearance (adjacent to the right eye and the right labial region).

In addition, every patient being checked compiled a questionnaire designed to calculate a satisfaction index for the treatment received, in which they were requested to express a judgement, using points from 0 to 3 (0= unsatisfactory, 1= a little satisfaction, 2= satisfactory, 3= very satisfactory) related to the texture, tolerability, rapidity of absorption and hydrating effect of the applied products.

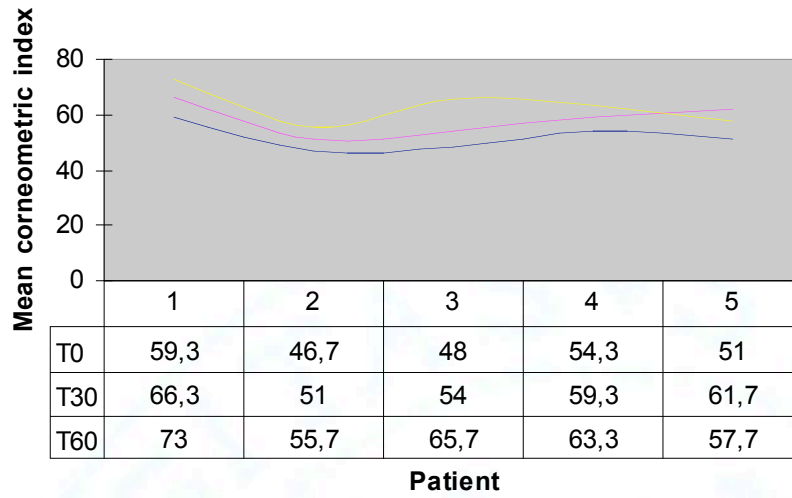
The test sample was made up of 7 subjects in age range 30-40, 13 from 41-50 and 10 from 51-60 years old. From the case histories, 1/3 of the women were in menopause, 80% used sun lotion, 33% had undergone irregular tanning treatments with UV lamps and 30% were smokers.

At the initial screening only one woman in 30 showed normally hydrated skin, in fact at corneometry T0 the others presented mean values that varied between 28 and 65, corresponding to a picture of dry skin.

The effectiveness of the test treatment in terms of hydration and quantity of sebum on the skin surface was monitored by the corneometric and sebometric parameters noted at the level of the forehead, cheeks and chin. To examine the data, a mean corneometric index and a mean sebometric index were calculated, both obtained from an arithmetic mean of the measured parameters in the various locations on the face.

Below are shown the collected results subdivided according to the different tested Bakel products:

MALIC

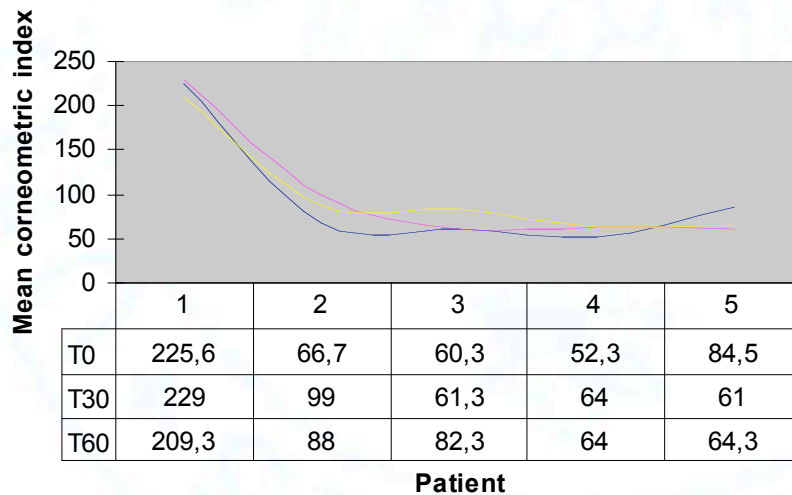


— T0 — T30 — T60

In the 5 patients treated with Malic fluid there was noted a reduction in solar keratosis pigmentation, with an increase in facial luminosity.


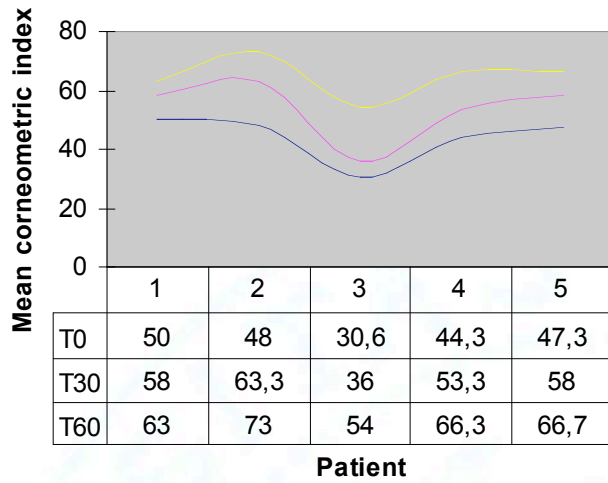
Good tolerability: 1 patient out of the 5 complained of a slight erythema over the first 5 days of application that cleared up spontaneously.

MALIC




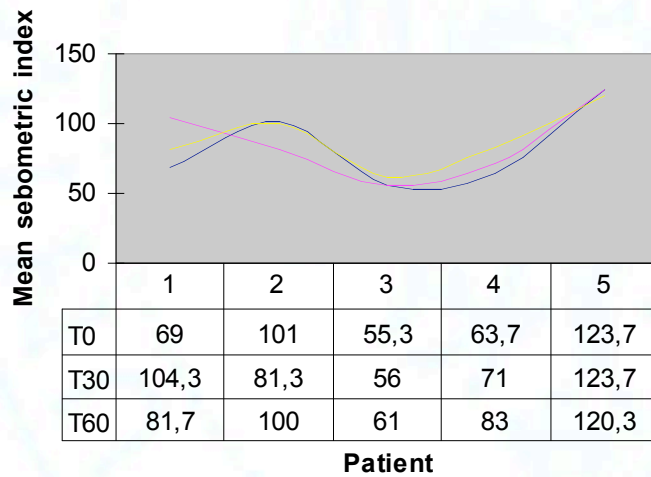
— T0 — T30 — T60

LACTOBIONIC

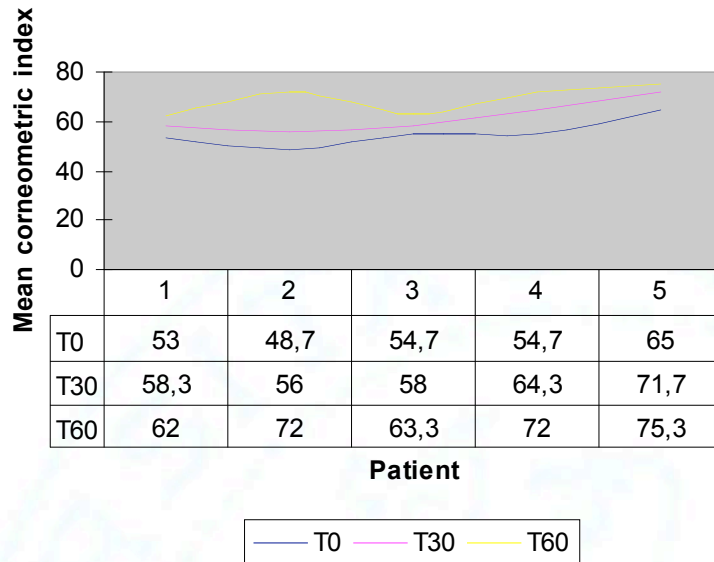


Patients treated with Lactobionic already reported a feeling of skin turgor after the first week of application. No undesirable effects were mentioned.

LACTOBIONIC

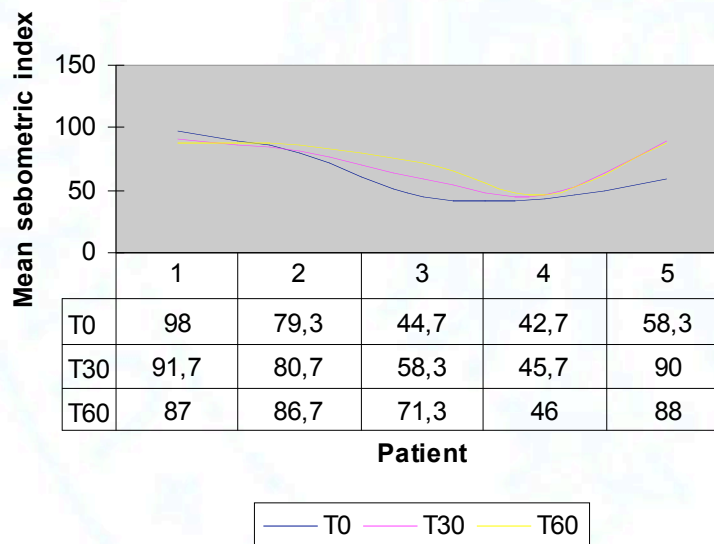


Q10-B5



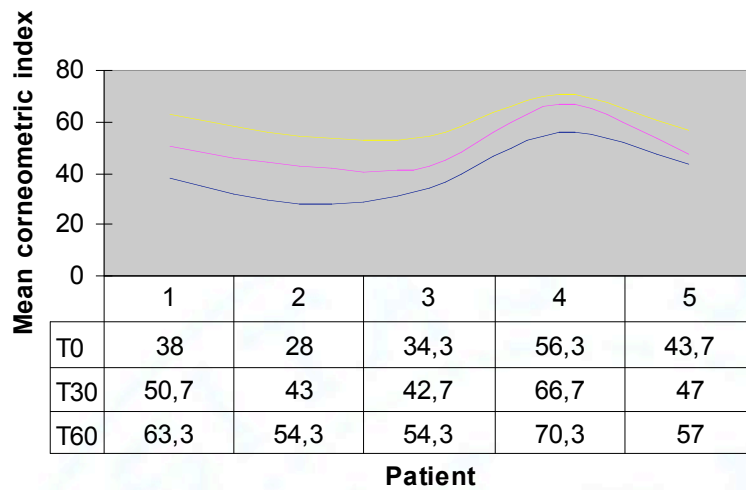
1 patient out of the 5 treated with Q10-B5 fluid showed during the first week of application a slight pityriasis exfoliation that cleared up spontaneously.

Q10-B5




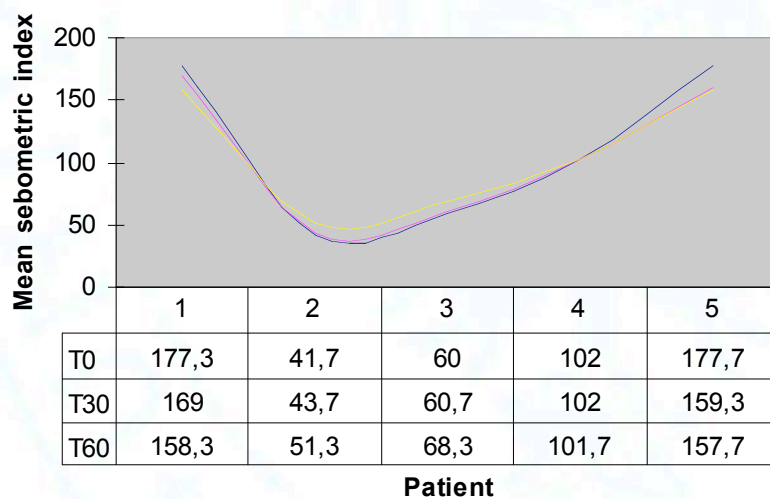
In all women an improvement in skin moisture was observed.

Vit. E-A

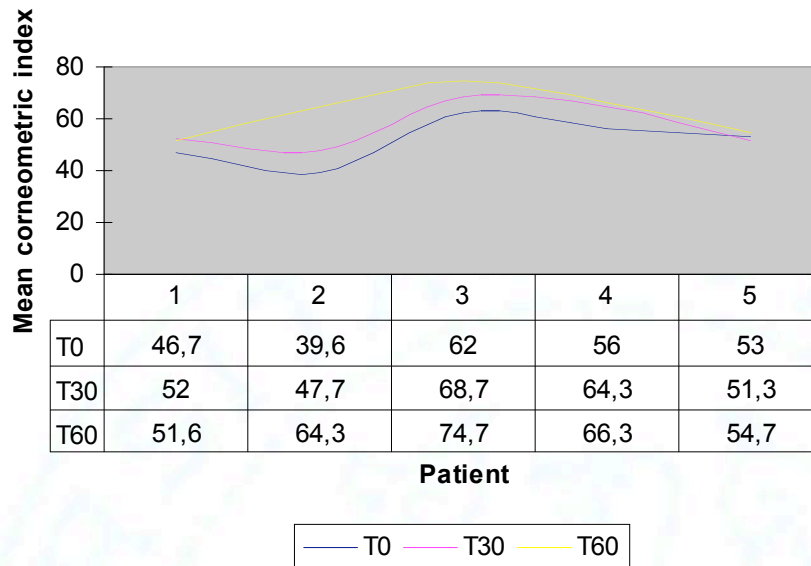


Patients treated with Vit. E-A fluid did not develop undesirable effects and were very satisfied with the rapidly absorbed oily texture.

Vit. E-A

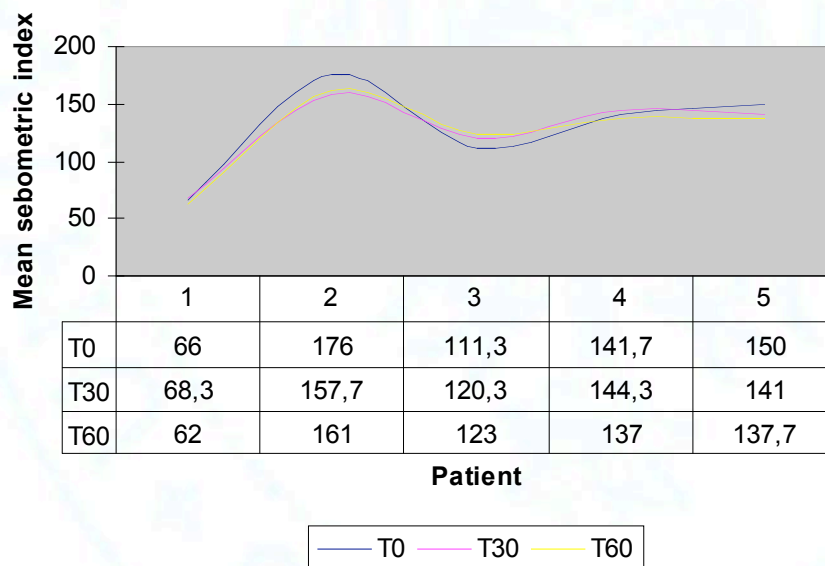


JALURONIC

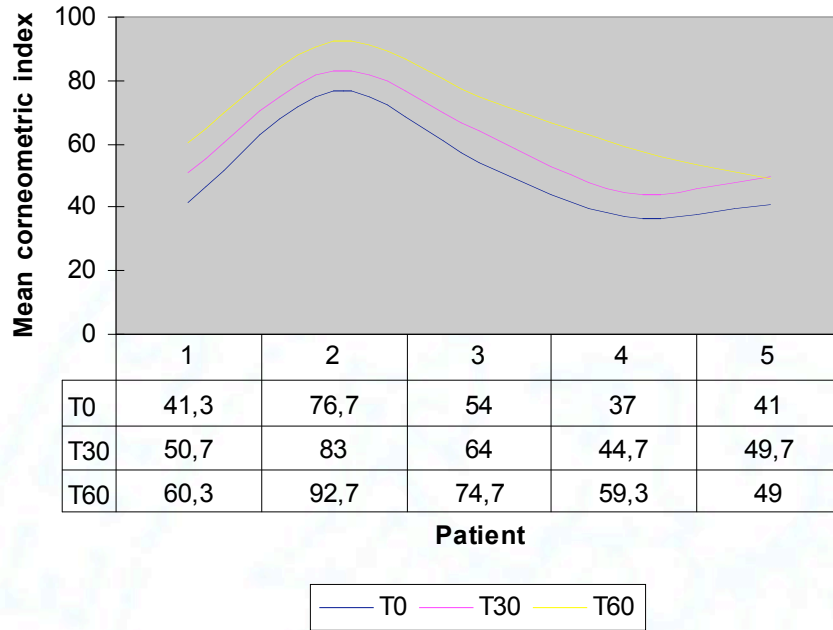


The women who applied the Jaluronic fluid reported no undesirable effects. All the patients reported a feeling of denser and well moisturised skin.

JALURONIC

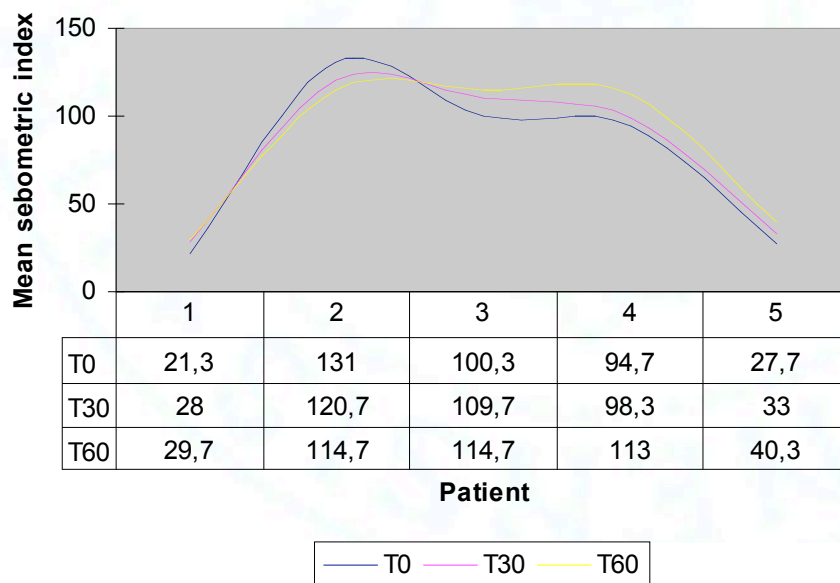


COLLAGEN



No undesirable effects were noted in patients treated with Collagen fluid. All of them recorded high satisfaction with the texture, speed of penetration and moisturising power of the preparation. At the end of the treatment the skin appeared more elastic.

COLLAGEN





CONCLUSIONS

In conclusion, after two months treatment there was noted an improvement in skin moisture in 100% of the patients, with a satisfaction index from satisfactory to very satisfactory, thereby demonstrating complete tolerance of the products and an increased level of comfort that ensured total compliance on the part of the tested subjects. At the clinical examination at the end of the treatment the facial skin of the tested women appeared all in all denser, firmer, much smoother and more luminous.

Professor Piercamillo Parodi
Primario della Clinica di Chirurgia Plastica Ricostruttiva
Università di Udine

Dr. Sebastian Laspina
Clinica di Dermatologia
Università di Udine

Dr.ssa Manuela Sallustio
Clinica di Dermatologia
Università di Udine